

EXC-P46AP2 LED Pixel Light



Application Environment:
Indoor
Outdoor

Description

EXC-P46AP2 full-color series consists of full-color chip LED string pixel lights specially designed by EXC for outdoor landscape lighting. It adopts top-level optical vision angle design, super remote multi-color and visual brightness consistency technology and precision control. Each pixel is a separate four-primary lighting pixel, and each pixel can realize 65536 grades gray scale changing; they can be used for extra-large area display of building facades, contour shaping, interior and exterior surface decoration lighting; the pixel pitch can be customized; the installation methods are various.

Features

- The newest generation technology:DMX512 parallel bus design
- High gray scale, high wash, no-strobe design, delicate and soft colors
- Top-level optical vision angle, near and remote multi-color and visual brightness consistency design
- Integrated clip-on endless connection
- Fully sealed and waterproof design with high thermal conductive adhesive imported from Germany
- Special outdoor lightning and ESD protection

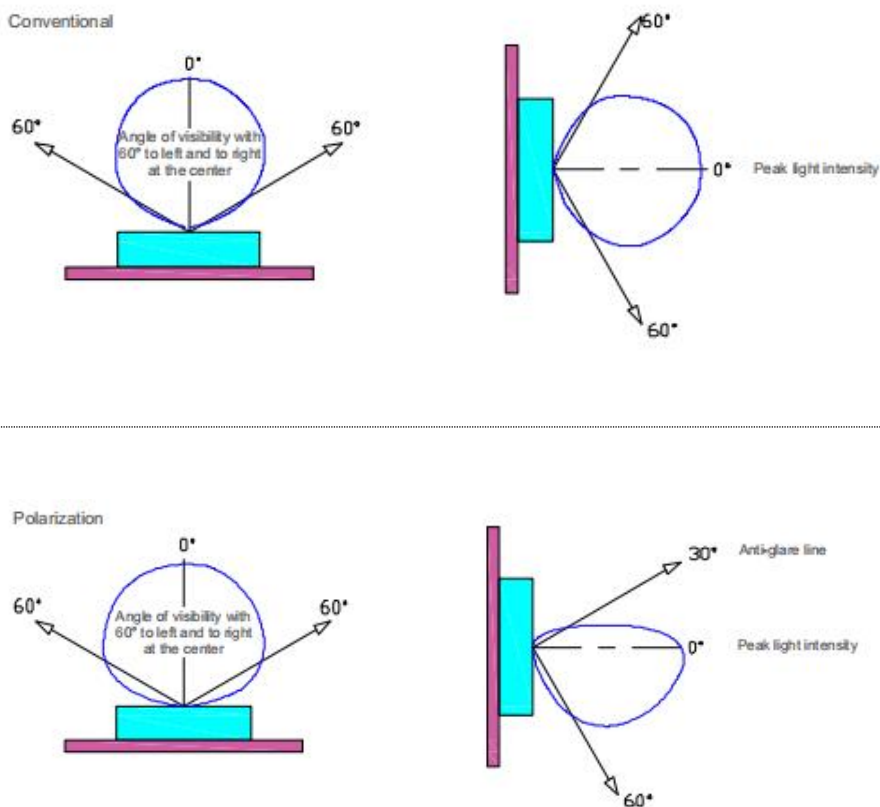
Basic Specifications

Color	W (2200-6500K) , RGB, RGB+W
Working Voltage	24V
Max. Power Consumption	1.5W/1.8W
Light Source	6pcs SMD LEDs
CRI	80
Control	ON/OFF, DMX512
Grey Scale	8bit,16bit
Source Life	50,000h
RDM	Optional
LED chip Brand	Optional(Cree, OSRAM, Lumileds, Epistar, etc...)
Cover	PC(Transparent,Opal)
Housing	PC+ABS
Weight	45g
Dimensions	59mm x 46.5mm x 16.5mm (L x W x H, exclude Mounting Bracket)

Installation	Installation By Aluminum Profile
Working Temperature	-40°C to 60°C
Storage Temperature	-40°C to 70°C
Protection Rating	IP66
Luminous Flux	25LM/W(RGB), 50LM/W(White), 30LM/W(RGBW)
Central Light Intensity	30cd(W)/15cd(RGB)/22cd(RGB+W)
Beam Angle	120°/80°*120°

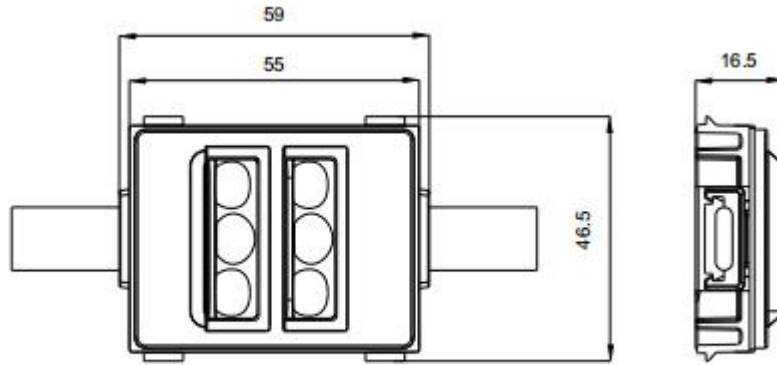
Light Intensity Distribution

Light Intensity Chart

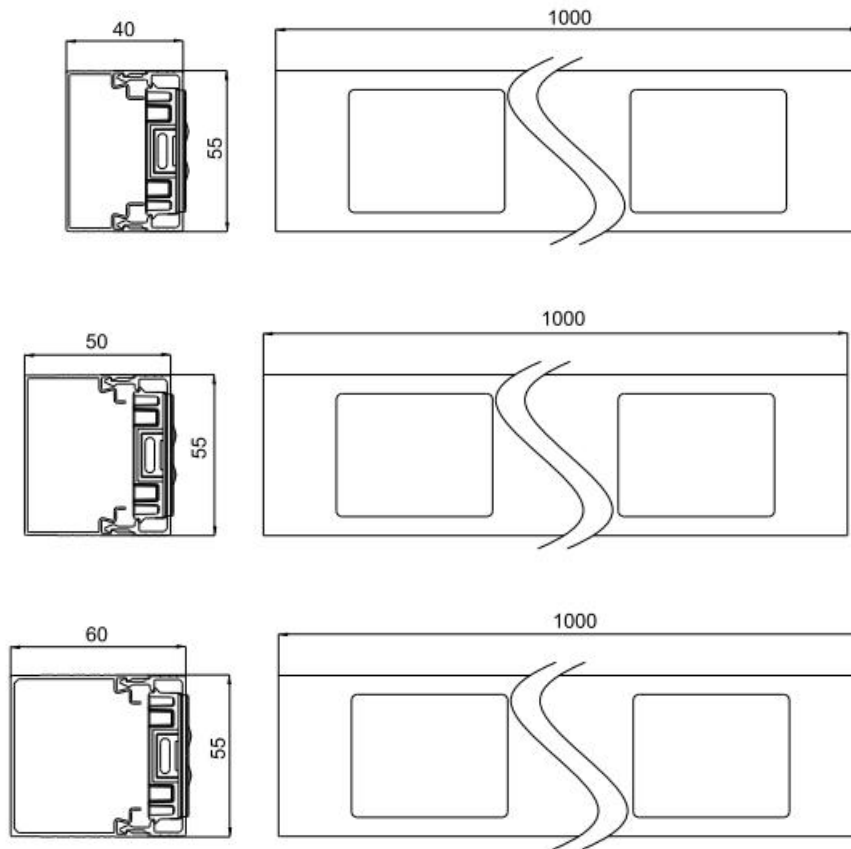


Physical Dimension

Unit:mm



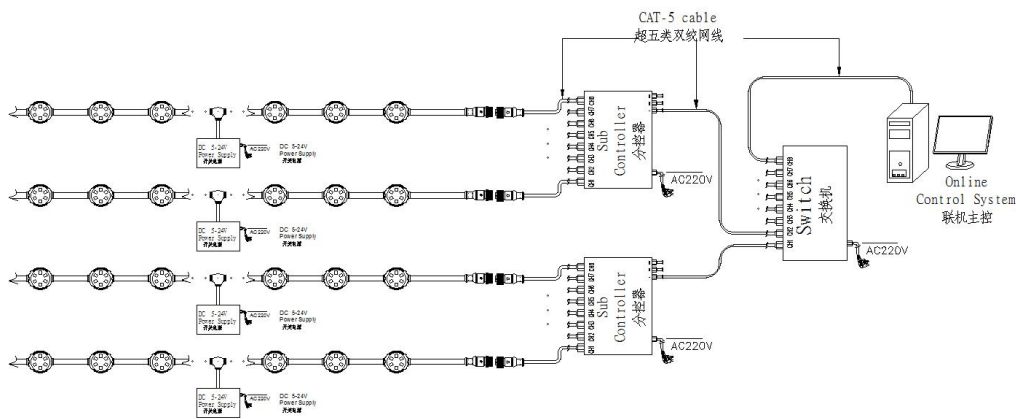
Installation by Aluminum Profile



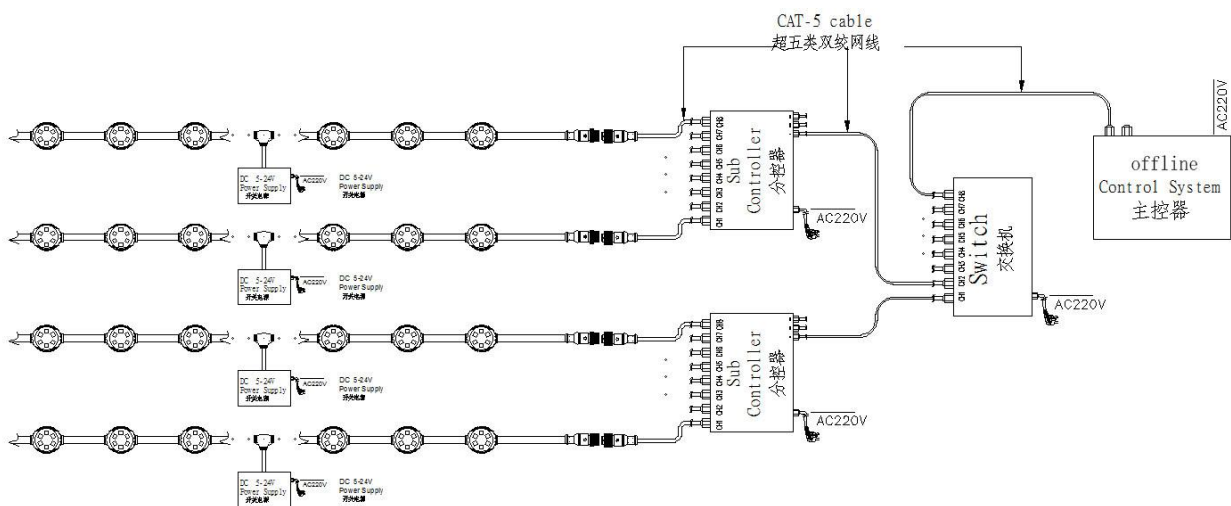
System connection diagram:

- 1, Host controller should connect with slave controller. Working voltage for controllers are AC220V.
- 2, On-line main controller should connect with slave controller, on-line main controller and sub controller working voltage are AC220V.
- 3, each sub-controller with 8 ports, with each port 512 pixels, supporting data converter, supports 100 meters ultra-long haul transmission.
- 4, The CAT-5 e. cable distance should be within 100 meters between host controller and slave controller, between slave controllers and switch, etc.

Online Controlling System Diagram



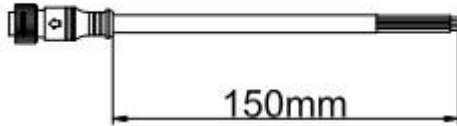
Offline Controlling System Diagram



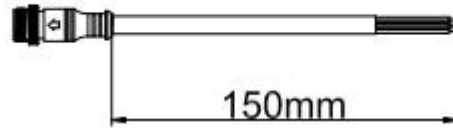
Accessories :

1: Female and Male Connector(Connect to first dot light for signal transmission)

Female Connector

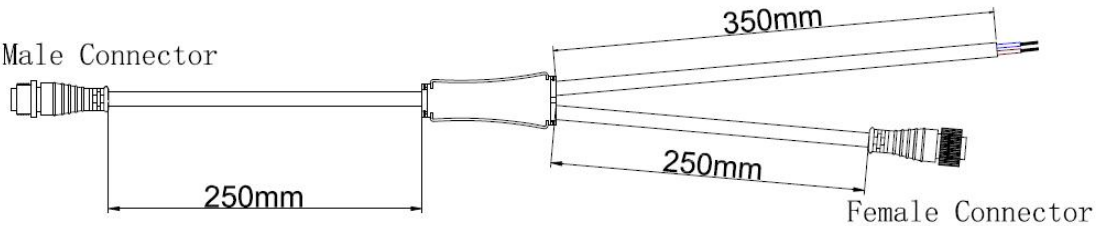


Male Connector



2: Y Shape Connector(For power Distribution)


Male Connector



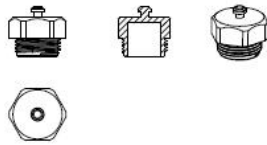
3: Interconnection Cable(1.3M,3M,5M is standard length)

Female Connector

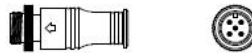
Male Connector



4: End Cap



Male Connector



Male Connector